

PRICE LIST

Catalog 2024





1969 – 2024

CONTINUITY IN QUALITY

Quality in terms of our products and service has always been central to our concerns. It is our hallmark. Every day, we strive to offer you innovative products directly in keeping with this longstanding commitment to quality.

We have forged our expertise around the overflow prevention device, we are specialists in this regard and it is this original know-how that we are continuing to harness for the benefit of all our customers, installers and users alike.

In 2024, we have a range of ever safer products available to guarantee flawless quality every time.

As you browse through this catalogue, alongside our brand's flagship products you'll also find newcomers:

- A new mechanical float level gauge Mano-Clock Multi in high quality UV-resistant and suitable for outdoor tanks
- A new Secure alarm range with multi & single zone level alerts

Our team of technicians and sales reps is on hand to provide you with a prompt service. You can count on it.

Looking forward to working with you soon!

The Management

CONDITIONS OF CARRIAGE 2024

STANDARD Delivery In mainland France



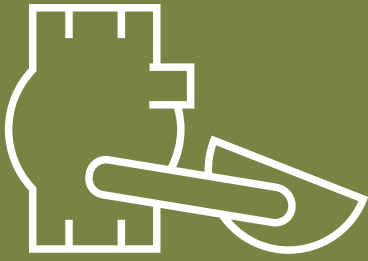
Amount ex-VAT of the order	1 to 55 €	56 to 350 €	> 350 €
Packing and carriage	26 €	24 €	Free carrier

EXPRESS Delivery In mainland France



Amount ex-VAT of the order	1 to 55 €	56 to 350 €	> 350 €
Packing and carriage		45 € (Code 900 070)	

*Express deliveries are only possible for non-palletized shipments in mainland France only.



OVERFILL PREVENTION DEVICE



OVERFILL PREVENTION DEVICES ATEX **6 - 8**

OVERFILL PREVENTION DEVICES
FOR FUEL, DIESEL, ADBLUE® **6 - 10**

ELECTRONIC OVERFILL PROTECTOR **11**



SIZE CORRESPONDENCE

DN (mm)	Inch (")	Ø (mm)
DN8	1/4"	8/13
DN10	3/8"	12/17
DN15	1/2"	15/21
DN20	3/4"	20/27
DN25	1"	26/34
DN32	1 1/4"	33/42
DN40	1 1/2"	40/49
DN50	2"	50/60
DN65	2 1/2"	66/76
DN80	3"	80/90
DN100	4"	102/114

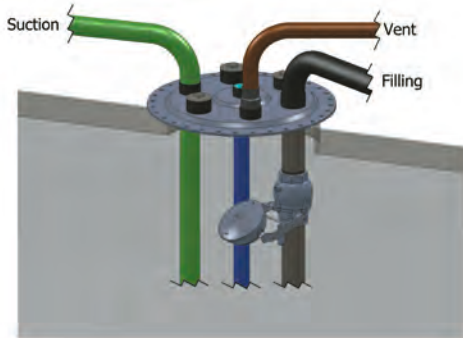


For all products marked with Datasheet Available, please visit our website www.selfclimat.com or contact us

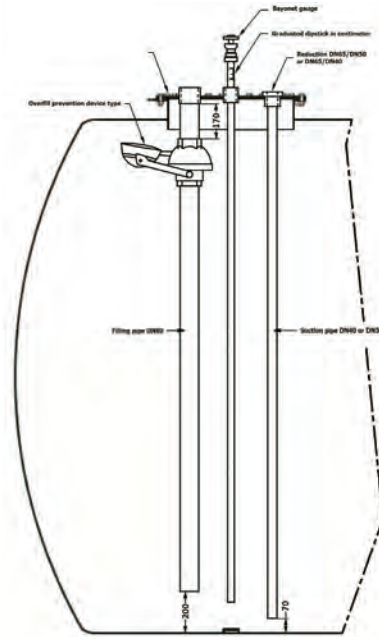




Overfill prevention devices for petroleum fuels and chemical industry



- A completely safe mechanical safety and environmental protection device preventing any risk of overflow when filling a static tank.
- Fits on the filling tube inside the tank.




The operating principle is based on closing by hydraulic pressure applied inside the filling body: the progressive rise of the float – under the effect of filling – drives a piston that progressively closes the liquid passage and increase the hydraulic pressure to trigger the closing level.

Compliance with the following standards and directives in force



- European EN 13616-1 standard
- American UL 2583 standard * **NEW**
- Canadian CAN/ULC-S661-10 standard * **NEW**
- Dutch KIWA BRL-K636/03 standard *
- ATEX : suitable for use in zone 0
- Marking EX II 1 G c IIB T6, in compliance with directive 2014/34/EU
- Order of 18/04/2008 relating to underground tanks containing flammable liquids and their annex equipment
- Order of 01/07/2004 fixing the technical and safety regulations applicable to the storage of petroleum products.



* **Warning!** The item reference differs depending on the country of destination. Please contact us.er.



Scope of delivery

- Overfill prevention device
- Aluminum identification plate
- Operating instructions
- Declaration EU of conformity



Options

- A cable tester to check the OPD's correct operation once fitted inside the tank
- A holder clip to fit the OPD's identification plate



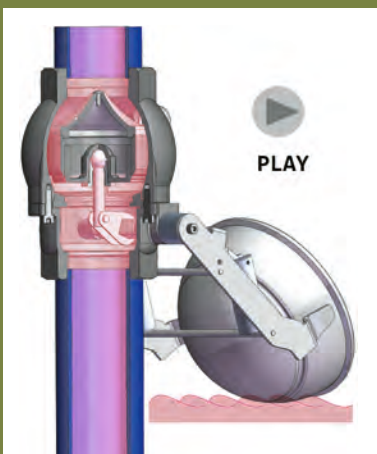
Advantages

- Fully metallic (no seals) construction for a better durability
- Free-maintenance, non-corrodible material
- Ready-to-fit : no adjustment required
- Ensures a complete and automatic closure
- Possibility of re-opening and draining the delivery pipe upstream
- Each unit tested in production



Compatibility

- With a great variety of liquids thanks to non-corrodible material
- Before installing, you must check the compatibility between the OPD and the liquid stored in the tank. Compatibility opinions given by Self Climat are for information only and can in no circumstances be used contractually.



On our website www.selfclimat.com a 3D animation showing the OPD shutoff mechanism.



Self Climat Overfill prevention device

- Completely safe mechanical safety and environmental protection device preventing any risk of overflow when filling a static tank
- High reliability and durability of operation
- High material resistance
- All-metal product (no seal, no gasket, no maintenance)
- Suitable for gravity or pressure filling operation
- Operational test on every unit



TECHNICAL SPECIFICATIONS

	DN 50	DN 80	DN 100
Connection thread inlet/outlet	G2" BSP F/F	G3" BSP F/F	G4" BSP F/F
Min. filling pressure	0,15 bar	0,15 bar	0,15 bar
Max. filling pressure	6 bar	8 bar	8 bar
Min. filling flow	1,4 m ³ /h - 24 LPM	3,6 m ³ /h - 60 LPM	3,6 m ³ /h - 60 LPM
Max. filling flow	40 m ³ /h - 667 LPM	60 m ³ /h - 1 000 LPM	84 m ³ /h - 1 400 LPM
Max. viscosity	55 cSt (*)	55 cSt (*)	55 cSt (*)
Working temperature	- 25°C to + 60°C	- 25°C to + 60°C	- 25°C to + 60°C
Type of filling	Pump or gravity	Pump or gravity	Pump or gravity

(*) Equivalence of units : 1 cSt = 1 mm²/s = 1 mPa/s

OPD N type for petroleum fuels 2", 3" and 4" BSP



- Excellent resistance to automobile fuels (heating oil, diesel fuel, gasoline, lead-free and leaded gasoline).
- Aluminum body and galvanized steel float



	Flow (m ³ /h)	Weight Kg	Part no.	€
OPD DN 50 Type 200 N	40	3,50	308 278	612,00
OPD DN 80 Type 323 N	60	6,00	308 276	827,00
OPD DN 100 Type 423 N	84	6,20	308 274	995,00



OPD NT type for the chemical industry 2" and 3" BSP

- Excellent resistance to chemical liquids, aviation fuels, biofuels, other petroleum fuels, additives, oils, alcohols...
- Anodised aluminum body, 316 L stainless steel float



	Flow (m³/h)	Weight Kg	Part no.	€
OPD DN 50 Type 200 NT	40	2,50	308 279	836,00
OPD DN 80 Type 323 NT	60	5,00	308 277	1 166,00
OPD DN 100 Type 423 NT	84	New reference available soon		

Non exhaustive list of chemical liquids suitable for OPD NT type

1 - A1 oil	18 - carbon tetrachloride	35 - gasoline C	52 - light AD oil	67 - naphta 90/160 solvent	83 - rosolic acid
2 - acetic acid	19 - coal tar	36 - gasoline E	53 - light carbonyl	68 - naphta	84 - S6 total heavy solvent
3 - acetone	20 - coal tar oil	37 - gasoline F	54 - M.E.K	69 - naphta 90/170 solvent	85 - shellsol A
4 - alcohol 90°	21 - dark carbonyl	38 - glycerine	55 - M.I.B.K	70 - naphta-kerosene	86 - shellsol E
5 - anthracene	22 - deodorised naphta	39 - glycol	56 - methanol	71 - nitrobenzine	87 - shellsol K
6 - antifreeze	23 - diethylene glycol	40 - hexane	57 - methanol	72 - normal butylic alcohol	88 - shellsol R
7 - avgas (aviation gasoline)	24 - dilutine M5	41 - hexavanadic acid	58 - methyl ethyl ketone	73 - ordinary white spirit	89 - shellsol T
8 - aviation fuel	25 - dioctylphthalate	42 - hexylene glycol	59 - methyl glycol	74 - P 223 oil	90 - solvesso 150 (white)
9 - B.T.A. white spirit	26 - dust-laying oil	43 - IPA 91	60 - methyl isobuthyl ketone	75 - pentane	91 - toluene
10 - benzene	27 - ethyl acetate	44 - IPA 99	61 - methylated alcohol 95%	76 - perchlorethylene	92 - total heavy solvent
11 - benzol	28 - ethanol E85	45 - isobutylic alcohol	62 - methylated spirit	77 - propanol	93 - trichlorethylene
12 - benzol chloride	29 - ethyl alcohol	46 - isopropanol	63 - mineral oils	78 - Ref. 7031 solvent	94 - turpentine
13 - black varnish	30 - ethyl glycol	47 - isopropylic alcohol	64 - miscellaneous gasoline	79 - Ref. 168 telura	95 - unleaded kerosene
14 - butanol	31 - ethyl glycol acetate	48 - isopropyl acetate	65 - monoethylene glycol	80 - Ref. 238 FC dutrex	96 - used solvents
15 - buthylglycol	32 - exsol 140/170	49 - jet A1/jet fuel	66 - monopropylene glycol	81 - regenerated solvents	97 - varsol
16 - butyl acetate	33 - gasoline 92/98	50 - kerosene		82 - ROB 108 linseed oil	98 - vegetable oils
17 - carbon disulphide	34 - gasoline A	51 - lamp oil			99 - xylene



OPD stainless steel (100% SS) 3" BSP

- Excellent resistance to corrosive liquids or containing water (e.g. AdBlue®).
- 316 stainless steel body, 316 L stainless steel float



	Flow (m³/h)	Weight Kg	Part no.	€
OPD DN 80 INOX	60	9,80	308 268	5 562,00





OPTIONAL ACCESSORIES

OPD identification plate



- Double-sided aluminum plate (FR/EN) to be fitted near the filling point
- The use and the replacement of this plate are exclusively subject to the installer's responsibility
- It is important that the plate has information related to the OPD in place

	Weight Kg	Part no.	€
Identification plate DN 50	0,03	308 241	14,10
Identification plate DN 80 / DN 100	0,03	308 240	14,10
Identification plate DN 50 NT	0,03	308 246	21,30
Identification plate DN 80 NT / INOX	0,03	308 245	21,30




Holder clip for OPD identification plate



- Pre-drilled clip to fit on the filling tube or manhole plate



	Weight Kg	Part no.	€
Parrallel holder clip DN50	0,50	308 242	17,90
Parrallel holder clip DN80	0,60	308 243	21,40
Bracket holder clip DN40-DN50	0,50	308 244	17,10
Bracket holder clip DN80-DN100	0,60	308 247	19,30

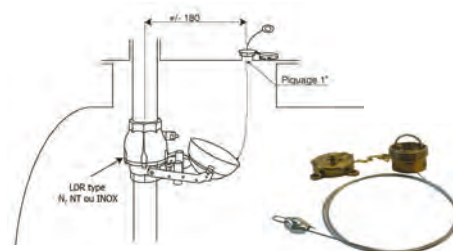


OPD cable tester



- Check the correct operation of the OPD by testing the free movement of the float
- To fit on the float of OPD N, NT and stainless steel
- Brass union and cap G1" F
- Stainless steel cable Lg 2 m Ø 1 mm with a traction ring and cable clamp

	Weight Kg	Part no.	€
OPD cable tester	0,20	308 267	35,70





OTHER OVERFILL SYSTEM SOLUTIONS



DATASHEET
AVAILABLE

Overfill prevention device FILSTOP 2" BSP

- Non-ATEX safety and environmental protection device preventing any risk of overflow when tank is full, intended for use in private storage tanks containing heating oil, diesel fuel or kerosene not subject to declaration to classified bodies (ICPE)
- Installation and maintenance by simple fitting within a 2" BSP pipe



TECHNICAL SPECIFICATIONS

Connection thread	G2" M (DN 50)		
Material	Aluminum, anodised aluminum 6026		
Min. filling pressure	0,15 bar		
Max. filling pressure	7 bar (100 psi)		
Min. filling flow	3,0 m ³ /h (50 l/min)		
Max. filling flow	34,8 m ³ /h (580 l/min)		
Type of filling	Pump or gravity		
	Weight Kg	Part no.	€
Overfill prevention device FILSTOP 2"	0,70	308 132	167,50



DATASHEET
AVAILABLE



Overfill prevention device CLEANFILL 2" CLEANFILL 2" AdBlue®

- Non-ATEX safety and environmental protection device preventing any risk of overflow when tank is full, intended for use in storage tanks containing heating oil, diesel fuel and AdBlue® (depending on model)
- Installation and maintenance by simple fitting within a 2" BSP pipe
- European EN 13616 and Dutch KIWA BRL-K636/03 standards compliant



TECHNICAL SPECIFICATIONS

Connection thread	G2" M (DN 50)		
Material	CLEANFILL 2" : High resistance anodized alu CLEANFILL 2" AdBlue® : Stainless steel body, PE-HD float		
Min. filling pressure	0,15 bar		
Max. filling pressure	7 bar (100 psi)		
Min. filling flow	2,4 m ³ /h (40 l/min)		
Max. filling flow	40 m ³ /h (650 l/min)		
Type of filling	Pump or gravity		
	Weight Kg	Part no.	€
Overfill prevention device CLEANFILL 2"	0,70	308 130	294,30
Overfill prevention device CLEANFILL 2" AdBlue®	2,00	308 131	870,00



Overfill protector BC-2



- Non-ATEX safety equipment intended for use in storage tanks by triggering a preventive visible/audible alarm when the liquid gets in contact with the probe fitted inside the tank
- Two relays output (by changeover contact) for additional alarm
- One « test button » to control the correct operation

TECHNICAL SPECIFICATIONS

Connection thread	G1" M (DN 25)
Medium	Diesel fuel, FAME, fuel oil, bio fuel oil, water or oil-water mixtures (+1°C to +70°C), industrial oil, vegetable oil, waste oil, Urea solution (AdBlue®), liquid fertiliser (AHL, ASL, HAS) JGS (liquid manure, semi-liquid manure, silage effluent)...
Power supply	230 V AC ; 50-60 Hz
Dimensions BC-2 (IP 54)	194 x 130 x 65 mm (H x W x D)
Degree of protection	IP 54 (indoor or outdoor, protected against the weather)
Medium temperature range	-20/+60°C
Probe length	250 mm, 360 mm, 500 mm, 700 mm
Probe diameter	10 mm
Probe material	stainless steel
Probe cable length	4,7 m (max. 100 m) 2 x 1 mm ²

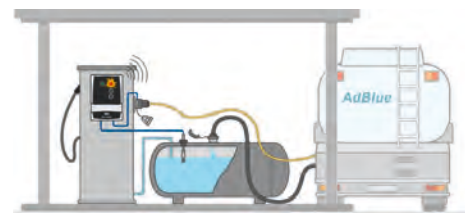
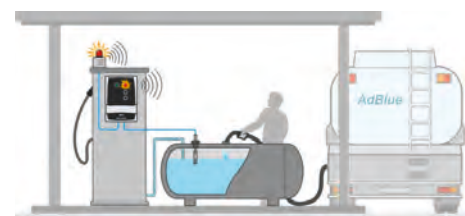
	Weight Kg	Part no.	€
Overfill protector BC-2 IP 54 (probe 250 mm with 4,7 m cable)	1,50	308 393	517,00


SPARE PARTS

	Weight Kg	Part no.	€
Control unit BC-2 IP 54	1,00	308 394	363,80
Probe 250 mm with 4,7 m cable	0,50	308 395	189,80
Probe 360 mm with 4,6 m cable	0,50	308 390	207,20
Probe 500 mm with 4,5 m cable	1,00	308 391	213,90
Probe 700 mm with 4,3 m cable	1,00	308 392	226,20



IP 54





LEAK DETECTOR



LEAK DETECTOR FOR DOUBLE-WALLED TANK	14
LEAK DETECTION FLUID	14
LEAK DETECTOR FOR RETENTION BASINS	15



SIZE CORRESPONDENCE

DN (mm)	INCH (")	Ø (mm)
DN8	1/4"	8/13
DN10	3/8"	12/17
DN15	1/2"	15/21
DN20	3/4"	20/27
DN25	1"	26/34
DN32	1"1/4	33/42
DN40	1"1/2	40/49
DN50	2"	50/60
DN65	2"1/2	66/76
DN80	3"	80/90
DN100	4"	102/114



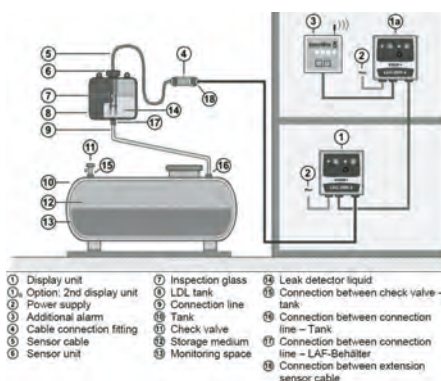
For all products marked with Datasheet Available, please visit our website www.selfclimat.com or contact us





Leak detector fuitalarme 16 SC.R for double-walled tanks

DATASHEET
AVAILABLE



- For double-walled tanks with antifreeze liquid in the interstitial space
- For monitoring flammable and non-flammable water-polluting liquids in aboveground and underground storage tanks
- The LAF container can be installed in hazardous areas zones I and II (e.g. manhole of petrol tanks)
- The control unit 16 SC.R must be installed outside hazardous area (not permitted in EX protection zone)
- Control unit with operating and alarm indicators, audible/visual alarm, test/acknowledge buttons and relay output for connecting an additional external alarm equipment

TECHNICAL SPECIFICATIONS

Power supply	230 V AC ; 50-60 Hz
Operating temperature range	Max. 50°C
Housing	W x H x D: 120 x 120 x 50 mm
Degree of protection	IP 20
LAF usable contents	4,5 l for max. 450 l in the interstitial space
Cable probe	0,4 m (max. 100 m) 2 x 1,5 mm ²
Approval	Class II NF EN 13160-1 NF EN 13160-3
Directive	CE marking according to ATEX regulation 2014/34/EU
ATEX marking	ATEX II (1) G [Ex ia] IIC (control unit 16 SC.R) ATEX II 1 G Ex ia IIC Ga (LAF container)

	Weight Kg	Part no.	€
Fuitalarme 16 SC.R (with relay), incl. container and probe	2,17	308 361	192,00
Fuitalarme 16 SC.R (with relay), incl. container and probe + KIT N°1	2,58	308 372	206,90
Fuitalarme 16 SC.R (with relay), incl. container and probe + KIT N°2	2,62	308 370	211,10

ACCESSORIES AND SPARE PARTS

	Weight Kg	Part no.	€
Control unit 16 SC.R (with relay)	0,41	308 366	153,90
LAF container without probe (Ex)	0,34	308 362	82,00
Probe (Ex)	0,35	308 369	31,50
LAF mounting kit N°1	0,37	308 363	15,70
LAF mounting kit N°2	0,41	308 364	19,60
Bulbs in set of 5 (green)	0,02	308 367	15,80
Bulbs in set of 5 (red)	0,02	308 368	15,80
Junction fitting IP 54 (included in KIT N°2)	0,04	308 375	9,60
A 10 L container with leak detection fluid at -30°C	10,00	308 376	51,20



Scope of delivery

- Control unit 16 SC.R with relay
- LAF container
- Probe with 0,5 m cable



Mounting kit (option)

- 1,5 m plastic hose
- 2 hose nozzles G 3/4 M
- 2 screw-thread clamps
- A batch of screws + wallplugs
- A sealing kit IP 54 (included in the mounting kit N°2)



Leak detection fluid (option)

- A 10 L container with leak detection fluid « Progel DP Sanitaire » ready-to-use, temperature up to -30°C
- Drums 215 L and containers 1000 L (available on request)





Leak alarm unit LWG 2000 for storage rooms, manholes, storage tanks, retention basins, drip pans



- For visual and audible alarms if liquids with a flash point of $\geq 55^{\circ}\text{C}$ are detected
- The control unit LWG 2000 must be installed outside hazardous area (not permitted in EX protection zone)
- Control unit with operating and alarm indicators, audible/visual alarm, test/acknowledge buttons and relay output for connecting an additional external alarm equipment

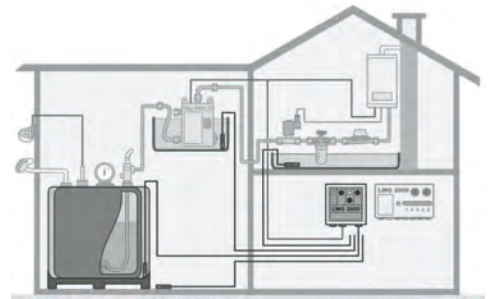
TECHNICAL SPECIFICATIONS

Medium	Water, urea solution (AdBlue®), fuel oil, heavy heating oil, diesel fuel, bio fuel oil, FAME, new oils, waste oil, oil-water mixtures, industrial oil, vegetable oil, liquid fertiliser (AHL, ASL, HAS)...
Probe mounting	Storage tanks, containment basins, floors, manholes, pipes etc.
Power supply	230 V AC ; 50-60 Hz
Operating temperature range	Max. 60°C
Housing	W x H x D: 120 x 120 x 50 mm
Degree of protection	IP 30
Probe material	Stainless steel 1.4301
Cable length	2 m or 5 m (max. 100 m) 2 x 1,5 mm ²
Approval	Class III NF EN 13160-1 NF EN 13160-4*

	Weight Kg	Part no.	€
Leak alarm unit LWG 2000 (probe with 2 m cable)	1,00	308 380	286,20
Leak alarm unit LWG 2000 (probe with 5 m cable)	1,50	308 384	334,10

ACCESSORIES AND SPARE PARTS

	Weight Kg	Part no.	€
Control unit LWG 2000	0,50	308 381	210,50
Probe with 2 m cable	0,40	308 382	125,90
Probe with 5 m cable	0,90	308 385	134,20
Probe with 20 m cable	2,00	308 387	219,20
Mounting kit	0,10	308 383	5,10
Junction fitting IP 54	0,04	308 375	9,60



Leak protection system AS-2

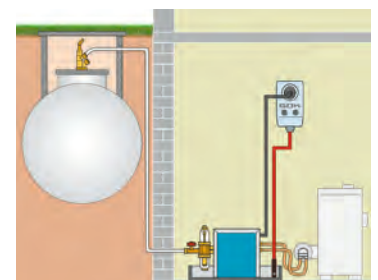
- Automatic shutoff of electrical equipment connected to the socket (e.g. pump or burner) and visual/audible alarm when liquid is detected by the probe





TECHNICAL SPECIFICATIONS

Medium	Water, fuel oil, diesel fuel, new oil, waste oil, oil-water mixtures.
Probe mounting	Retention basins, burner retention, pipes...
Power supply	230 V AC ; 50-60 Hz
Switched power	max. 1800 VA
Switched voltage	250 V AC / 8 A
Sound level of buzzer	approx. 70 dB(A)
Operating temperature range	-20°C to +60°C
Housing	W x H x D: 121 x 66 x 56 mm
Degree of protection	IP 20
Probe material	CuZn / V2A

	Weight Kg	Part no.	€
Leak protection system AS-2	2,00	308 075	253,90





LEVEL CONTROL



ELECTRONIC LEVEL GAUGE SMARTBOX® 1/2/3/4/4 PRO	18 - 21
ELECTRO-MECHANICAL LEVEL GAUGE SMARTBOX® MINI	22
ELECTRO-MECHANICAL LEVEL GAUGE SMARTBOX® FSA-W	23
MECHANICAL FLOAT LEVEL GAUGE	24
PNEUMATIC LEVEL GAUGE	25 - 26
SECURE LEVEL & BUND ALARMS	27 - 29



SIZE CORRESPONDENCE

DN (mm)	Inch (")	Ø (mm)
DN8	1/4"	8/13
DN10	3/8"	12/17
DN15	1/2"	15/21
DN20	3/4"	20/27
DN25	1"	26/34
DN32	1 1/4"	33/42
DN40	1 1/2"	40/49
DN50	2"	50/60
DN65	2 1/2"	66/76
DN80	3"	80/90
DN100	4"	102/114



For all products marked with Datasheet Available, please visit our website www.selfclimat.com or contact us





Electronic level gauge SmartBox® 1, 2, 3, 4, 4 Pro



- Universal, hydrostatic level indicator consisting of a control unit with digital display and a submersible probe with integrated measuring cell
- Continuous level measurement on the digital display unit (L or cm, equivalence in %)



TECHNICAL SPECIFICATIONS

Submersible probe 0/250 mbar

Medium Clean liquids such as fuel oil, biofuel, diesel, biodiesel, FAME, new oils, rainwater, AdBlue® etc.

Measuring range
 Probe 0/250 mbar Max. height (water = 2,50 m, heating oil = 2,90 m)
 Probe 0/500 mbar Max. height (water = 5 m, heating oil = 5,80 m)
 Probe 0/1000 mbar Max. height (water = 10 m, heating oil = 11,60 m)

Measuring accuracy ± 1 %

Operating temperature range -10°C à +50°C

Connection thread G1" x 1" ½ x 2" M

Connection cable 6 m (max. 200 m) cable extension, min. section 2 x 0,40 mm²

Dimensions Ø probe : 22 mm without cable : 90 mm

Degree of protection IP 68

Control unit SmartBox® 1, 2, 3, 4

User language French/English/German

Power supply 230 V AC 50 Hz

Degree of protection IP 30 (indoor)
IP 54 (indoor or outdoor against the weather)

Analogue output signal (optional DTM module) 4-20 mA, 0-5 V, M-Bus



Scope of delivery

- Control unit SmartBox® 1, 2, 4 or 4 Pro
- Submersible probe 0/250 mbar with 6 m cable, measuring accuracy 1,0%
- Adapters G1" x 1" ½ x 2" M
- Cable gland



Advantages

- Suitable for all tank shapes
- High reliability and measuring accuracy
- Easy, simple and quick installation
- Digital display in L, cm and equivalence in %
- Remote measurement (up to 200 m by cable extension)
- Alarm, relay contact, SMS (depending on model)



Options

- Analogue output 0-5 V, 4-20 mA, M-Bus via DTM module
- Moisture proof junction box IP 66 with pressure relief port for protection of probe cable extension
- Other submersible probes available (ATEX, 0/500 mbar, 0/1000 mbar...)

En option



DTM module



Moisture proof junction box IP 66 with pressure relief port



Level reading



Interface management



Relay contact



Visual audible alarm



Event signaling

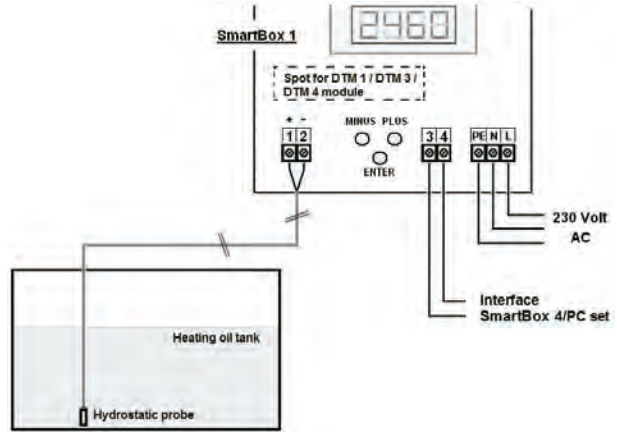
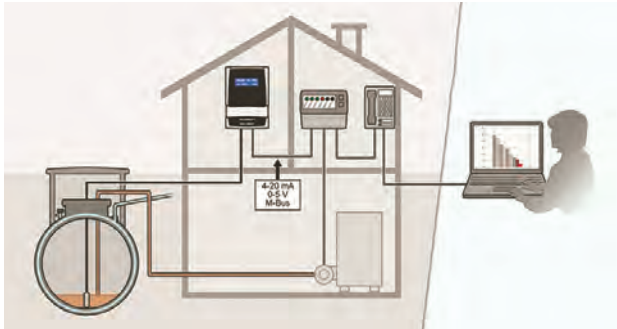


Data transmission

	Level reading	Interface management	Relay contact	Visual audible alarm	Event signaling	Data transmission
SmartBox 1 IP 30/IP 54	●	●	0			
SmartBox 2 IP 30/IP 54	●	●	2			
SmartBox 3 IP 30	●	●	1	●		
SmartBox 4 GSM IP 30/IP 54	●	●	1		●	●
SmartBox 4 Pro GSM IP 54	●	●	0		●	●



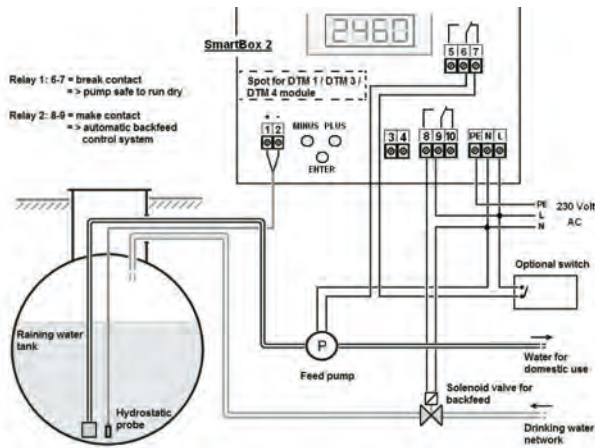
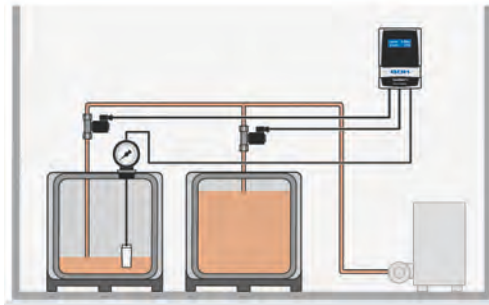
SmartBox 1



	Weight Kg	Part no.	€
SmartBox 1 IP 30 (submersible probe 0/250 mbar with 6 m cable, measuring accuracy 1,0%)	2,00	308 064	1066,00
SmartBox 1 IP 54 (submersible probe 0/250 mbar with 6 m cable, measuring accuracy 1,0%)	2,00	308 044	1119,00

SmartBox 2

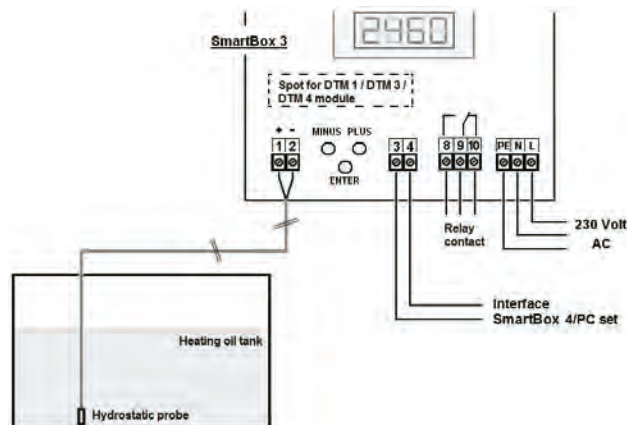
(two relay contacts with NO and NC)



	Weight Kg	Part no.	€
SmartBox 2 IP 30 (submersible probe 0/250 mbar with 6 m cable, measuring accuracy 1,0%)	2,00	308 066	1237,00
SmartBox 2 IP 54 (submersible probe 0/250 mbar with 6 m cable, measuring accuracy 1,0%)	2,00	308 046	1299,00

SmartBox 3

(one relay contact
+ one visual/audible alarm)

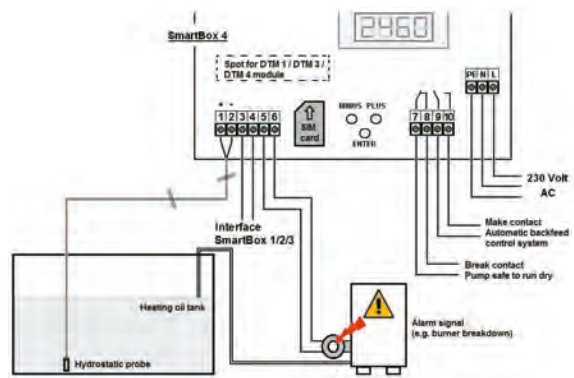
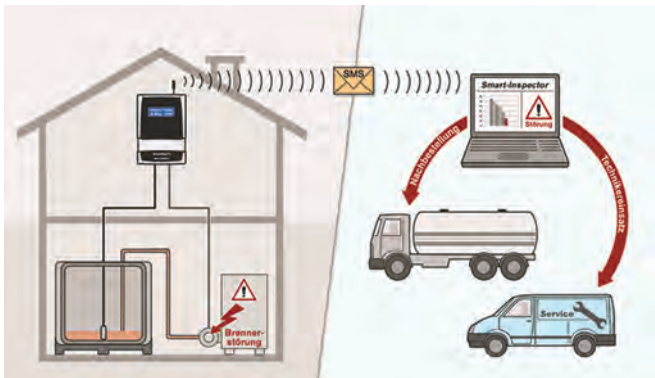


	Weight Kg	Part no.	€
SmartBox 3 IP 30 (submersible probe 0/250 mbar with 6 m cable, measuring accuracy 1,0%)	2,00	308 065	1293,00



SmartBox 4 GSM

(one relay contact, SIM card not included)

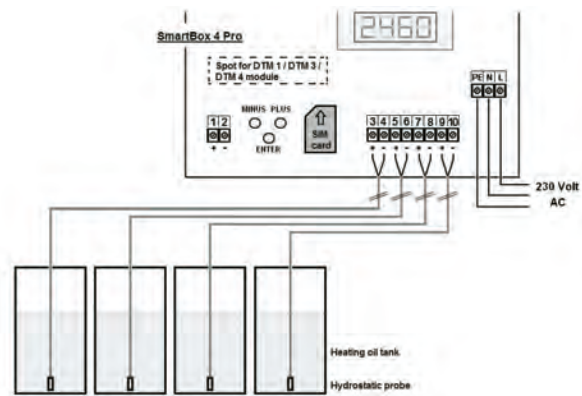
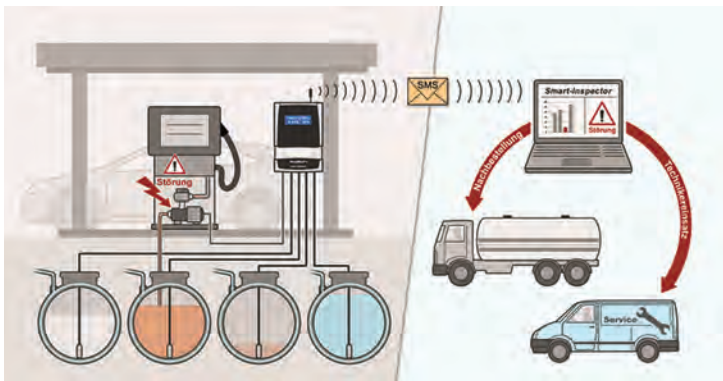


	Weight Kg	Part no.	€
SmartBox 4 GSM IP 30 (submersible probe 0/250 mbar with 6 m cable, measuring accuracy 1,0%)	2,00	308 063	1930,00
SmartBox 4 GSM IP 54 (submersible probe 0/250 mbar with 6 m cable, measuring accuracy 1,0%)	2,00	308 043	2027,00

SmartBox 4 Pro GSM

(can be connected to 4 tanks, SIM card not included)

- Control unit without probe
- Number and type of probes to be determined

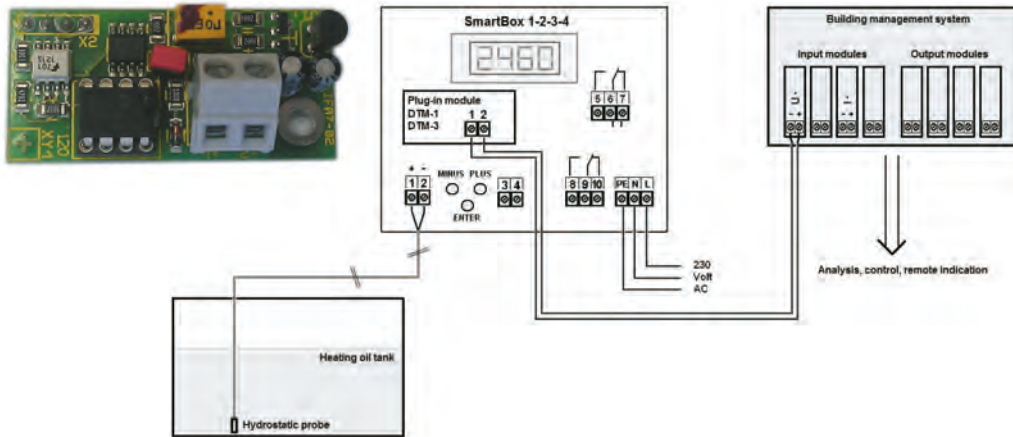


	Weight Kg	Part no.	€
SmartBox 4 Pro GSM IP 54 (control unit without submersible probe)	2,00	308 062	1857,00



Analogue output for SmartBox® 1, 2, 3, 4, 4 Pro

The DTM module is proposed as an option to provide an analogue output signal to a measuring input control/regulatory/acquisition systems such as in a building management system.



	Analogue output signal	Power supply	Part no.	€
DTM 1 module	0-5V	With SmartBox®	308 067	220,20
DTM 3 module	4-20 mA	9 - 24 V DC	308 068	350,40
DTM 4 module	M-Bus	With M-Bus protocole	308 069	533,00

Spare parts SmartBox® 1, 2, 3, 4, 4 Pro

Accessories and spare parts	Weight Kg	Part no.	€
Control unit SmartBox 1 IP 54	0,40	308 073	463,00
Control unit SmartBox 2 IP 54	0,40	308 076	643,00
Control unit SmartBox 3 IP 30	0,40	308 078	644,00
Control unit SmartBox 4 GSM IP 54	0,40	308 079	1497,00
Control unit SmartBox 4 Pro GSM IP 54	2,00	308 062	1857,00
Submersible probe 0/250 mbar with 6 m cable (acc. 1,0%)	1,50	308 071	693,00
Submersible probe 0/250 mbar with 6 m cable (acc. 0,5%)	1,50	308 099	862,00
Submersible probe 0/500 mbar with 10 m cable (acc. 1,0%)	3,00	308 093	867,00
Submersible probe 0/1000 mbar with 15 m cable (acc. 1,0%)	4,00	308 094	966,00
Mounting kit for probe (adapters G1" x G1" 1/2 x G2" M and cable gland)	0,20	308 072	19,60
Junction box IP 66 with pressure relief port	0,30	308 083	70,60
Optional accessories - ATEX approval	Weight Kg	Part no.	€
Submersible ATEX probe 0/250 mbar with 6 m cable acc. 0,25%. (ATEX II 1G EEx ia IIC T4/T6)	2,00	308 082	2159,00
Junction box IP 66 with pressure relief port for ATEX probe	0,30	308 081	109,10
ZENER safety barrier for ATEX probe	0,50	308 085	594,00
Junction box IP 65 for ZENER safety barrier	0,30	308 086	193,30



! Moisture proof junction box IP 66 with pressure relief port for protection of probe cable extension.



! The ATEX probe must be fitted with ZENER safety barrier and junction box (ex. gasoline, super).



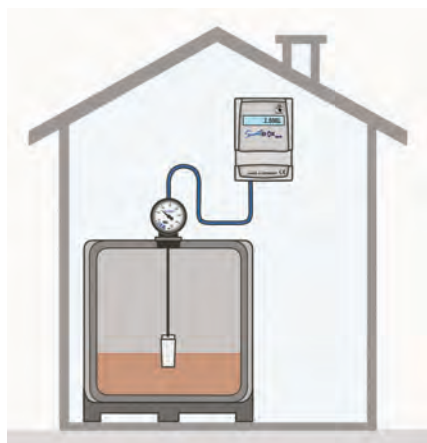
DATASHEET
AVAILABLE



Electro-mechanical level gauge SmartBox® MINI

Operates without power supply

- Universal, electro-mechanical level indicator consisting of a battery-operated control unit with digital display and a mechanical gauge FSA-E
- Continuous level reading on the mechanical gauge FSA-E (cm) and on the digital display unit with Push-to-Read function (L, cm or %)



TECHNICAL SPECIFICATIONS

Mechanical level indicator FSA-E	
Medium	Fuel oil, biofuel, diesel fuel, biodiesel, new oils, waste oils, rain water, oil-water mixtures, AdBlue®...
Measuring range	0/160 cm (0/150 cm max. filling level) 0/250 cm (0/240 cm max. filling level)
Connection thread	G1" ½ M
Float Ø	Ø 38 mm
Float material	PE-HD (white)
Operating temperature range	0/+40°C
Connection cable	10 m (max. 50 m) cable extension LYY, section 5 x 0,25 mm ² Ø cable 4,5/6 mm
Control unit SmartBox® MINI	
Housing	Impact-resistant plastic (ABS) W x H x D: 144 x 99 x 45 mm
Measuring accuracy	± 2 % of FSA-E value
Degree of protection	IP 30
Supply voltage	1,5 V (3 x AA batteries)



Scope of delivery

- Control unit SmartBox® MINI
- Mechanical level indicator FSA-E with 10 m cable
- 3 x AA batteries
- 10 m cable (50 m max.)



Advantages

- Suitable for all tank shapes
- Easy, simple and quick installation
- Economical product (automatic sleep mode to prolong batteries' life)
- Digital display in L, cm or %
- Quick reading by pressing the SENSOR touch (Push-to-Read function)
- Remote measurement (up to 50 m by cable extension)

	Weight Kg	Part no.	€
SmartBox® MINI IP 30 (with FSA-E 0/160 cm, 10 m cable)	1,20	308 050	268,10
SmartBox® MINI IP 30 (with FSA-E 0/250 cm, 10 m cable)	1,20	308 051	250,20

SPARE PARTS

	Weight Kg	Part no.	€
Mechanical level gauge FSA-E (0/160 cm)	0,20	308 052	48,10
Mechanical level gauge FSA-E (0/250 cm)	0,20	308 053	48,10
Control unit SmartBox® MINI	0,40	308 060	180,30
10 m cable with FSA-E connection	0,60	308 054	60,10



DATASHEET AVAILABLE



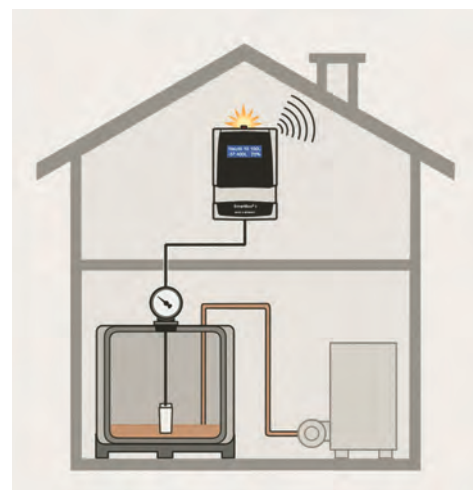
Electro-mechanical level gauge SmartBox® FSA-W

- Universal, electro-mechanical level indicator consisting of a control unit with digital display and a mechanical gauge FSA-W
- Continuous level reading on the mechanical gauge FSA-W (cm) and on the digital display unit (L or cm, equivalence in %)



TECHNICAL SPECIFICATIONS

Mechanical level indicator FSA-W	
Medium	Fuel oil, biofuel, diesel fuel, biodiesel, new oils, waste oils, rain water, oil-water mixtures, AdBlue®...
Measuring range	0/250 cm (0/240 cm max. filling level)
Connection thread	G1" ½ M
Float Ø	Ø 38 mm
Float material	PE-HD (white)
Operating temperature range	0/+50°C
Connection cable	10 m (max. 100 m) cable extension, min. section 2 x 0,50 mm²
Control unit SmartBox® 1, 2, 3	
User language	French/English/German
Measuring accuracy	± 3 % of FSA-W value
Degree of protection	IP 30
Power supply	230 V AC 50 Hz
Analogue output signal (optional DTM module)	4-20 mA, 0-5 V, M-Bus



Scope of delivery

- Indicateur digital SmartBox® 1, 2 ou 3
- Jauge mécanique FSA-W
- Câble de liaison 10 m (100 m max.)



Advantages

- Suitable for all tank shapes
- Easy, simple and quick installation
- Digital display in L, cm and equivalence in %
- Remote measurement (up to 100 m by cable extension)
- Alarm, relay contact (depending on model)



Options

- Analogue output 0-5 V, 4-20 mA, M-Bus via DTM module



Level reading



Interface management



Relay contact



Visual/audible alarm

SmartBox 1 IP 30	●	●	0	
SmartBox 2 IP 30	●	●	2	
SmartBox 3 IP 30	●	●	1	●

	Weight Kg	Part no.	€
SmartBox® 1 IP 30 (with FSA-W 0/250 cm, 10 m cable)	1,50	308 087	628,00
SmartBox® 2 IP 30 (with FSA-W 0/250 cm, 10 m cable)	1,50	308 088	726,00
SmartBox® 3 IP 30 (with FSA-W 0/250 cm, 10 m cable)	1,50	308 089	805,00

SPARE PARTS

	Weight Kg	Part no.	€
Mechanical level indicator FSA-W (0/250 cm) with 10 m cable	1,10	308 070	212,10



★ NEW

DATASHEET AVAILABLE



Mechanical level gauge Mano-Clock Multi

- Universal, mechanical level gauge suitable for all indoor and outdoor tanks
- Corrosion-resistant and high quality UV-resistant according to EN ISO 4892-1
- Big meter house (Ø 110 mm) for a better reading
- Can be easily adjusted to the desired tank height by using the screddriver « FULL »
- Design-gasket preventing the spread of oil odour

TECHNICAL SPECIFICATIONS

Medium	Fuel oil/diesel fuel (EN 590), Biofuel FAME (EN 14213), Biodiesel FAME (EN 14214) and motor oil
Measuring range	0/200 cm or 0/250 cm
Connection thread	G1" ½ M
Operating temperature range	-30°C / +50°C
Measuring accuracy	± 3 %
Meter house Ø	Ø 110 mm
Float Ø	Ø 36 mm
Float material	POM

	Weight Kg	Part no.	€
Mechanical gauge Mano-Clock Multi 0/200 cm (G1" ½ M)	0,30	308 059	49,10
Mechanical gauge Mano-Clock Multi 0/250 cm (G1" ½ M)	0,30	308 061	49,10

DATASHEET AVAILABLE

AdBlue®



Mechanical level gauge FSA

- Universal, mechanical level indicator with plastic gear
- For continuous level measurement in all tank shapes
- Supplied with a sticker for marking the « MAX » level and an odour-tight gasket

TECHNICAL SPECIFICATIONS

Medium	Fuel oil, biofuel, diesel fuel, biodiesel, new oils, waste oils, rain water, oil-water mixtures, AdBlue®...
Measuring range	0/160 cm or 0/250 cm
Connection thread	G1" ½ or G2" M
Operating temperature range	0/+40°C
Measuring accuracy	± 3 %
Meter house Ø	Ø 75 mm
Float Ø	Ø 38 mm
Float material	PE-HD (white)

	Weight Kg	Part no.	€
Mechanical gauge FSA 0/160 cm (G1" ½ M)	0,20	308 057	20,50
Mechanical gauge FSA 0/160 cm (G2" M)	0,20	308 058	22,40
Mechanical gauge FSA 0/250 cm (G1" ½ M)	0,20	308 055	18,30
Mechanical gauge FSA 0/250 cm (G2" M)	0,20	308 056	19,80



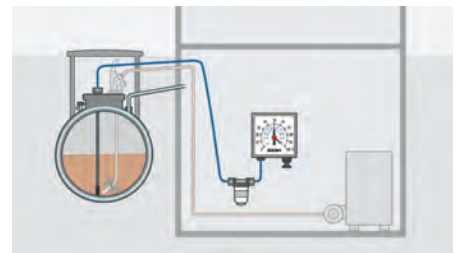
Pneumatic level gauge SKALA

 DATASHEET AVAILABLE

- Universal, pneumatic level gauge for continuous level measurement in tanks containing fuel oil and diesel fuel
- For tanks heights from 900 to 3,000 mm (fully adjustable) with remote measurement up to 50 m
- No power supply required
- Zero correction possible, reference pointer for easy consumption monitoring
- Measuring accuracy $\pm 3\%$ of full scale, indication in % volume
- A dual scale suitable for rectangular and cylindrical tanks
- Connection copper pipe or PE hose (\varnothing 6 or 4 mm)




	Weight Kg	Part no.	€
Pneumatic level gauge SKALA	0,62	308 152	98,90



Scale in liters

- Interchangeable PVC scale for pneumatic level indicator
- For cylindrical tanks

	Litreage (L)	Part no.	€
Scale in liters	3000	308 154	27,60
Scale in liters	7000	308 156	27,60
Scale in liters	10 000	308 157	27,60
Scale in liters	13 000	308 158	27,60
Scale in liters	16 000	308 159	27,60
Scale in liters	20 000	308 160	27,60
Scale in liters	25 000	308 161	27,60
Scale in liters	30 000	308 162	27,60
Scale in liters	40 000	308 163	27,60
Scale in liters	50 000	308 165	27,60



Pneumofix kit

- Complete, universal mounting kit for pneumatic level indicator
- PE measuring line, 20 m length (\varnothing 4 x 1 mm)
- Reducer G $\frac{1}{2}$ " x 1" x 1" $\frac{1}{2}$ " x 2"M.
- Spacer

	Weight Kg	Part no.	€
Kit Pneumofix	2,00	308 153	122,90





DATASHEET
AVAILABLE



Multiflex set

- Tank withdrawal system Multiflex
- For withdrawal of fuel oil from underground and aboveground tanks in single-line or dual-line mode
- Combination fitting made of soft level sensor and withdrawal system with measuring line connection for PE hose (Ø 4 x 1 mm) or copper pipe (Ø 6 x 1 mm)
- Universal compression fittings for pipes with 8/10/12 mm outside diameter for connecting the suction line are enclosed
- Quick-action shut-off valve with lever for remote closing in emergency situations
- Suction hose 2,10 m with spacer and star
- Suction/return line : G3/8" F
- Tank : G1" M (with adapter G2" M x 1" F)

Olives	Weight Kg	Part no.	€
Soft	0,66	107 705	45,30
Brass	0,67	107 706	51,00



DATASHEET
AVAILABLE



Flexobloc set 360°

- Same supply as Multiflex set with soft olives (item number 107 705)
- Ideal for fast and simple mounting
- 360° rotating screw connection to avoid pipe or hose twisting

	Weight Kg	Part no.	€
Flexobloc set 360°	0,7	107 708	48,80



Condensate trap

- For protection of pneumatic level indicators against condensate
- Can be easily unscrewed for emptying
- Bronze head and made of high-grade, impact-resistant plastic
- For PE hose (Ø 4 x 1 mm) or copper pipe (Ø 6 x 1 mm)

	Weight Kg	Part no.	€
Condensate trap	0,15	308 077	39,00



Tank union

- Brass union G3/8" M

	Weight Kg	Part no.	€
Tank union	0,07	308 074	11,50



Secure Mains Multi-Zone tank alarm

★ NEW

DATASHEET AVAILABLE

- Mains multi-channel tank alarm for alerting of a combination or all of the following tank states : high, low and/or bund
- 90 db sounder & flashing orange strobe to warn of a problem
- Zone in question lights up on the screen to clearly indicate the activated tank state
- Test & alarm mute functions
- Automatically reversed float logic for low zones
- **Please note : If your configuration is not listed below, select the box only & the probes you need separately (see fuel probes and for other liquids)**



TECHNICAL SPECIFICATIONS

Multi-Zone Alarm	
User language	English
Material	Polycarbonate
Dimensions (L x H x D)	145 x 242 x 110 mm
Degree of protection	IP 55 (indoor or outdoor against the weather)
Power supply	110 or 230 V AC ; 50-60 Hz ; 1.0 A 12 or 24 V DC ; 1.0 A
Temperature	-20°C to +50°C
Max. altitude	2000 m
Sound output	90 dB
Number of alerts	3 max. (High, Low and/or Bund)
Number of relay contacts	3
Cable	5 m (max. 50 m for mains and max. 20 m for battery version) - 2 x 22AWG (0,65 mm ²)

	Power supply	Fuel probe	Relays	Zones	Weight Kg	Item no.	€
Secure Mains Multi-Zone alarm IP 55 (box only)	12/24/110/230 V	0	3	Multi-High/Low/Bund	2,00	308 210	553,00
Secure Mains Multi-Zone alarm IP 55 (c/w 3 single fuel probes 5m)	12/24/110/230 V	3 single	3	Multi-High/Low/Bund	3,50	308 211	820,00
Secure Mains Multi-Zone alarm IP 55 (c/w 1 double & 1 single fuel probes 5m)	12/24/110/230 V	1 double & 1 single	3	Multi-High/Low/Bund	3,50	308 212	808,00

Secure fuel tank alarm probe

★ NEW

- The fuel tank alarm probes are designed for use with the industry alarms (see pages 29-30) to accurately detect and alert the user of one, a combination, or all of the following tank states (magnetic reversible float level switch) :

H = HIGH (High fuel level) to help avoid further filling of the tank and an overflow from occurring

L = LOW (Low fuel level) to indicate that stock is running out and a fuel delivery needs to be ordered

B = BUND (Bund alert) to warn that fluid is present in the bund compartment which may indicate a leak or the ingress of rain water

- As standard, these probes are designed for installation onto steel tanks, for plastic tanks the plastic tank kit is also required

Double fuel probe



Simple fuel probe



Plastic tank kit



	Alerts	Construction	Cable	Temperature	Connection	Weight Kg	Part no.	€
5 m single Secure fuel alarm probe	High or Low or Bund	NBR, nylon, inox	5 m PVC 2 x 22AWG (0,65 mm ²)	-20°C/+80°C	1 1/2" F BSP brass cap	0,50	308 200	89,10
9 m single Secure fuel alarm probe	High or Low or Bund	NBR, nylon, inox	9 m PVC 2 x 22AWG (0,65 mm ²)	-20°C/+80°C	1 1/2" F BSP brass cap	1,00	308 201	104,20
5 m double Secure fuel alarm probe	High & Low	NBR, nylon, inox	5 m PVC 2 x 22AWG (0,65 mm ²)	-20°C/+80°C	1 1/2" F BSP brass cap	1,00	308 202	167,70
9 m double Secure fuel alarm probe	High & Low	NBR, nylon, inox	9 m PVC 2 x 22AWG (0,65 mm ²)	-20°C/+80°C	1 1/2" F BSP brass cap	2,00	308 203	191,50
Plastic tank kit - for single probe						0,20	308 204	19,70
Plastic tank kit - for double probe						0,20	308 205	25,20



Secure Economy tank level alarm



Single fuel probe



High level probe AdBlue®

- An economical, entry level tank alarm solution if only one level alert is required
- Can be used to indicate that the tank level has reached either a high or low state depending upon requirements
- Battery powered for use on portable installations or sites where mains power is inaccessible
- Flashing red LED & 90db alarm will sound to alert the user that the set level has been reached
- Test & alarm mute functions
- IP55 enclosure with 4 external mounting lugs
- Simple operation means battery will last in excess of 72 hours in full alarm mode, making it ideal for sites not always manned
- Version available with 5m diesel/oil probe and version without for use with other fluids (select other fluid probe from page 28). For high level AdBlue® version, it has an encapsulated probe, ensuring reliable cut off even when crystallised
- C/w 3 cut to size stickers to name the LED – 2 labelled high & low and 1 blank to name it something else with permanent marker

TECHNICAL SPECIFICATIONS

Alarm Eco Level	
Application	Fuel, diesel or AdBlue® version
User language	English
Dimensions (L x H x D)	155 x 95 x 60 mm
Degree of protection	IP 55 (indoor or outdoor against the weather)
Temperature	-20°C to +50°C
Battery	1 x PP3 Alkaline (9V)
Service life	Can operate more than 2 years in standby operation and 72 hours in full alarm mode
Cable	5 m (max. 20 m for battery) 2 x 22AWG (0,65 mm ²)

	Battery	Probe	Zones	Weight Kg	Item no.	€
Secure Economy tank level alarm IP 55 (c/w 5m single fuel probe)	1 x PP3 (9V)	1	Single - High or Low	1,50	308 220	223,50
Secure Economy high level/overflow alarm IP 55 (c/w 5m AdBlue® probe)	1 x PP3 (9V)	1	Single - High only	2,00	308 221	309,60
Secure Economy tank level alarm IP 55 (box only)	1 x PP3 (9V)	0	Single - High or Low	1,00	308 222	167,80



Secure Economy bund alarm



Sonde simple fuel



Sonde fuite AdBlue®

- An economical, entry level tank alarm c/w 5m single probe to alert of presence of fluid in the bund
- Simple & cost effective solution if only bund alert is required
- Used to indicate either the inner tank leaking into the bund or excess rain water and debris that has built up
- Battery powered for use on portable installations or sites where mains power is inaccessible
- Flashing red LED & 90db alarm will sound to alert the user that the set level has been reached
- Test & alarm mute functions
- IP55 enclosure with 4 external mounting lugs
- Simple operation means battery will last in excess of 72 hours in full alarm mode, making it ideal for sites not always manned
- Suitable for use with diesel and light oils

TECHNICAL SPECIFICATIONS

Alarm Eco Level	
Application	Fuel, diesel or AdBlue® version
User language	English
Dimensions (L x H x D)	155 x 95 x 60 mm
Degree of protection	IP 55 (indoor or outdoor against the weather)
Temperature	-20°C to +50°C
Battery	1 x PP3 Alkaline (9V)
Service life	Can operate more than 2 years in standby operation and 72 hours in full alarm mode
Cable	5 m (max. 20 m for battery) 2 x 22AWG (0,65 mm ²)

	Battery	Probe	Zones	Weight Kg	Item no.	€
Secure Economy bund alarm IP 55 (c/w 5m single fuel probe)	1 x PP3 (9V)	1	Single - Bund	1,50	308 230	217,80
Secure Economy bund alarm IP 55 (c/w 5m AdBlue® probe)	1 x PP3 (9V)	1	Single - Bund	2,00	308 231	266,30
Secure Economy bund alarm IP 55 (box only)	1 x PP3 (9V)	0	Single - Bund	1,00	308 232	161,50



Secure alarm probes for other fluids

- Water & Chemical Probe

- Single probe for high or low level alerts on water & chemical tanks (magnetic reversible float level switch)
- Please note: Chemical compatibility must be checked

- High Viscosity Probe

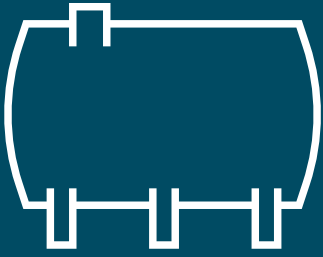
- Single probe for high or low level alerts on tanks containing thick fluids, heavy fuel oils and liquids containing some debris
- Popular on waste oil tanks
- For high level also suitable for liquids that crystallise e.g. AdBlue®

- Oil Drum Probe

- Single probe for alerting of a high level in a drum
- Designed specifically for waste oil storage systems when the user needs to be aware when the container needs to be emptied



	Alerts	Construction	Cable	Temperature	Connection	Weight Kg	Part no.	€
Secure Water & Chemical probe	High or Low	Polypro body & PE weight	5 m PVC	-20°C/+80°C	1 1/2" F BSP PE cap	0,50	308 206	94,40
Secure High viscosity probe	High or Low	Polyprop	5 m PVC	0°C/+60°C	1 1/2" F BSP PE cap	1,00	308 207	169,50
Secure Oil drum probe	High	Buna, nylon & polyprop	5 m PVC	-20°C/+80°C	3/4" M BSPT steel drum	0,50	308 208	120,00
Plastic tank kit - for single probe						0,20	308 204	19,70



TANK EQUIPMENT



ATMOSPHERIC VENT, VALVE	32
ALARM WHISTLE	33
FILLER CAP, TANK LOCK	34
ANTI-SIPHON VALVE	35
FUEL OIL HAND PUMP	36
PLUG VALVE	37
PLASTIC REDUCER	37
CERTIFICATE OF CONFORMITY	37
FUEL OIL FILTER	38

SIZE CORRESPONDENCE

DN (mm)	Inch (")	Ø (mm)
DN8	1/4"	8/13
DN10	3/8"	12/17
DN15	1/2"	15/21
DN20	3/4"	20/27
DN25	1"	26/34
DN32	1"1/4	33/42
DN40	1"1/2	40/49
DN50	2"	50/60
DN65	2"1/2	66/76
DN80	3"	80/90
DN100	4"	102/114



For all products marked with Datasheet Available, please visit our website www.selfclimat.com or contact us





★ NEW

DATASHEET
AVAILABLE

AdBlue®

Atmospheric vent with flame screen

- Stainless steel grid and strainer
- Allows the storage tank to be protected against the rain water
- Easy and quick to set up : direct mounting on smooth venting tube
- Easy removal of flame screen for visual inspection and cleaning, if required
- Tightening on the pipe by a stainless steel screw
- Can be oriented 360°
- ATEX : suitable for use in zone 0
- Very good corrosion resistance
- Aluminum version for hydrocarbons
- Polypropylene version for hydrocarbons and AdBlue®

	Weight Kg	Part no.	€
Atmospheric vent DN 40 aluminum	0,42	308 310	44,10
Atmospheric vent DN 50 aluminum	0,74	308 311	68,40
Atmospheric vent DN 40 polypropylene	0,40	308 312	28,00
Atmospheric vent DN 50 polypropylene	0,50	308 313	33,40

★ NEW

★ NEW

Vents

- Universal PVC vents are supplied with an adapter
- Metal vents are supplied with a protective screen



Vent	Size	Weight Kg	Part no.	€
Universal PVC	1" and 1" 1/4	0,04	308 027	6,60
Threaded PVC	1" F	0,02	308 029	7,50
Threaded PVC	1" 1/4 F	0,02	308 030	8,00
Threaded PVC	1" 1/2 F	0,02	308 031	4,10
Threaded PVC	2" F	0,04	308 032	8,30
Threaded PVC	2" 1/2 F	0,04	308 033	15,30
Threaded PVC	2" M	0,04	308 034	8,00
Threaded metal	1" F	0,09	308 000	7,60
Threaded metal	1" 1/4 F	0,12	308 001	8,80
Threaded metal	1" 1/2 F	0,16	308 002	9,20
Threaded metal	2" F	0,24	308 003	10,70

Airing and venting valve yellow

- Material: PA 6 body, NBR seal
- Working pressure: -0,1 Bar/ +0,15 Bar



★ NEW

	Size	Weight Kg	Part no.	€
Airing and venting valve	2" M	0,20	308 040	44,00



Alarm whistle



- To be used as part of a control chain for overfill alarm systems when other safety equipment are not recommended
- The air coming out during the filling triggers a whistle which stops when the liquid reaches approx. 95% of the tank volume
- Fitting on tank G1" ¼ x 1" ½ M
- Fitting on vent tube G1" ¼ F

	Poids Kg	Réf.	€
Alarm whistle	0,80	308 120	30,10



Horn/Light alarm WM



- 98 dB sounder & flashing alarm for indoor and outdoor use
- PC / ABS material
- The alarm horn must be oriented down
- Integrated bracket for simple wall mounting without additional accessories

TECHNICAL SPECIFICATIONS

Horn/Light alarm WM	
Material	PC/ABS
Dimensions (L x H x D)	83 x 235 x 91 mm
Degree of protection	IP 65 (indoor or outdoor, protected against the weather)
Power supply	230 V AC ; 50 Hz ; 50 mA
Temperature	-20°C to +50°C
Type of fixing	Vertical wall mounting
Volume/dB (max.)	98,0 dB (A)
Acoustic signal	Continuous tone
Optical signal	LED

	Weight Kg	Item no.	€
Horn/Light alarm WM IP 65	0,50	308 215	190,30





Symmetrical union

- Bayonet union, cap and chain
- Zamak 2" serie
- Aluminum 3" serie

	Weight Kg	Part no.	€
Symmetrical union 2" M	0,55	308 011	30,50
Symmetrical union 2" F	0,43	308 012	27,40
Symmetrical union 3" M	1,97	308 021	66,00
Symmetrical union 3" F	1,70	308 022	63,20

Fuel tank lock SpinSecure 2" BSP



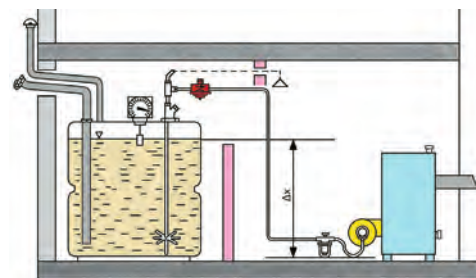
- Most secure tank lock on the market popular for domestic tanks
- Fits onto a tank's 2" BSP fill point to secure the contents against theft
- Patented design means that when cap is locked it spins freely & is almost impossible to remove
- Padlock free-design with no torque points for crowbar entry
- High security numbered lock with over 50 000 combinations
- Simple fitting with no sealants, adhesives or tools required
- Adaptor available to allow use on 2" F threads

	Weight Kg	Part no.	€
Fuel tank lock SpinSecure 2"F	0,50	308 015	122,40
Adaptor 2" M/M	0,10	308 016	26,60



Anti-siphon valve

- Safety device protecting against siphoning in the event of a tank leakage (e.g. accidental pipe rupture)
- The order of 1st July 2004 states the requirement of an anti-siphon valve in a heating oil installation (refer to the national regulation in force).
- To be fitted on the highest point of the circuit
- Adjustable from 0,5 to 5 m depending on model (difference between the max. filling level and the lowest point of the suction pipe).



Diaphragm anti-siphon valve HS – V2



DATASHEET
AVAILABLE



TECHNICAL SPECIFICATIONS

Safety height	Adjustable from 0,5 to 4 m
Connection	3/8" F/F
Positioning	Vertical or horizontal
Flow	max. 220 L/h
Operating temperature range	0/+40°C
Max. test pressure	6 bar
Material	Zamak ZP0410

	Height	Weight Kg	Part no.	€
Anti-siphon valve HS – V2	0,5 to 4 m	0,60	107 073	80,40

Diaphragm anti-siphon valve sergovalve



DATASHEET
AVAILABLE



TECHNICAL SPECIFICATIONS

Safety height	Adjustable from 1,5 to 5 m except 3/8"
Connection	F/F
Closure	By spring
Positioning	Horizontal
Flow	From 80 to 660 L/h (depending on model)"
Operating temperature range	0/+40°C
Material	Brass, bronze

	Height	Flow L/h	Weight Kg	Part no.	€
Diaphragm anti-siphon valve sergovalve 3/8"	max. 2 m	80	0,60	107 055	1143,00
Diaphragm anti-siphon valve sergovalve 3/4"	max. 5 m	390	2,70	107 057	1597,00
Diaphragm anti-siphon valve sergovalve 1"	max. 5 m	660	3,90	107 058	2145,00

SPARE PARTS

	Réf.	€
Diaphragm sergovalve 3/8"	107 060	207,70
Diaphragm sergovalve 1/2"	107 061	351,90
Diaphragm sergovalve 3/4"	107 062	416,30
Diaphragm sergovalve 1"	107 068	562,00



Hand lever action pump with ZBH

- Hand pump with automatic stop valve
- Application : containers 60 / 200 / 200 L and tanks
- Media : Oils up to SAE 50, self-lubricating, non-aggressive media, undiluted anti-freeze, fuel oil, diesel, petroleum
- Max. delivery rate : 7 L/min
- Length of suction tube : 1,5 m (Rigid PVC pipe supplied in 3 parts, can be adapted)
- Barrel screw coupling : G2" male
- Discharge : PVC discharge hose \varnothing 15 mm, Lg 1 m, with plastic discharge spout

	Weight Kg	Part no.	€
Complete hand pump	2,00	107 401	118,20

Aluself tube



- For pipelines in oil firing systems suitable for FAME and bio heating oil
- Maximum allowed pressure : PS 25 bar
- Material: aluminum EN AW-1070A
- Tube according to EN 755-1
- PVC sheathing, layer thickness 0.8 mm
- Min./max. temperature TS : -5°C to +60°C
- Pipe screw diameter x wall thickness (10 x 1 mm)
- Coil of 50 m

	\varnothing tube	Weight Kg	Part no.	€
Aluself tube	8 x 10 mm	5,50	107 292	272,50

Double stainless steel ball screen filter

- Brass screen filter
- Double stainless steel ball



Size	Weight Kg	Part no.	€
Double stainless steel ball screen filter 3/8" F	0,10	107 090	20,40
Double stainless steel ball screen filter 1/2" F	0,11	107 091	22,90
Double stainless steel ball screen filter 3/4" F <i>(while stocks last)</i>	0,29	107 092	75,50
Double stainless steel ball screen filter 1" F <i>(while stocks last)</i>	0,31	107 093	109,30



Plug valve



- Quick quarter turn lever operation, closure by two ball joint articulated gates
- Bronze body/cap – Brass rod/gland – Cast iron lever
- Working operation water 10 bar, fuel 10 8 bar
- Female/female PN 16

Size	Weight Kg	Part no.	€
Plug valve 3/8" F/F	0,37	107 024	42,00
Plug valve 1/2" F/F	0,40	107 026	42,10
Plug valve 3/4" F/F	0,54	107 028	51,90
Plug valve 1" F/F	0,77	107 029	64,40
Plug valve 1" 1/4 F/F	1,00	107 030	80,00
Plug valve 1" 1/2 F/F	1,43	107 031	102,90
Plug valve 2" F/F	2,03	107 032	147,90



Plastic reducer / adapter

- For tank connection

Plastic reducer / adapter	Material	Weight Kg	Part no.	€
G2" M x 1" 1/2 F	PA (suitable for biofuel)	0,02	104 010	3,70
G2" M x 1" F	PVC	0,02	107 089	4,20
G1" 1/2 M x 1" F	PVC	0,01	107 088	4,00



Certificate of conformity



- A mandatory document for professional technicians working on a fuel storage tank :
 - On installation
 - On modification
- Compliant with the order of 1st July 2004
- 50 pages booklet, A4 format with 3 NCR sheets

	Weight Kg	Part no.	€
Certificate of conformity (50 pages booklet)	0,40	308 098	41,70





Single pipe filter with stop tap

- Filter for a monotube installation with a stop tap on the suction side

Connection	Olives	Weight Kg	Part no.	€
F/F	soft	0,63	102 060	38,10



Monotube recirculating filter

- RE-supply to the pump by reuse of the returned fluid
- Enables the return pipe to the tank to be eliminated
- Felt filter element

Connection	Olives	Weight Kg	Part no.	€
F/F	soft	0,58	102 062	47,10



Dual pipe filter with stop tap

- Filter for a dual tube installation with a stop tap on the suction side and a check valve on the output

Connection	Olives	Weight Kg	Part no.	€
F/F	soft	0,58	102 061	37,50
M/F	soft	0,58	102 066	43,80

TECHNICAL SPECIFICATIONS

Connection	G3/8" (DN10)
Medium	Fuel
Ø tube	8-10-12 mm
Sealing	O-ring
Max. flow	500 L/h (100 L/h with a cartridge 80% clogged)
Scope of delivery	nickel plated cartridge + mounting bracket

Spare parts for filters

	Weight Kg	Part no.	€
Nickel plated screen filter element	0,01	107 810	4,60
Felt filter element	0,01	107 809	3,80
Bowl nut	0,04	107 811	3,70
O-ring seal for bowl nut	0,01	107 813	1,60
Transparent bowl	0,05	107 812	4,70
Sachet of soft olives for universal connection	0,03	107 814	3,90
Sachet of brass olives for universal connection	0,07	107 815	8,40

STANDARD TERMS OF SALE

1. Concluding the sale

All product orders placed with our Company, irrespective of where they come from, entail unreserved compliance with the standard terms of sale herein. Said terms prevail over all standards terms of purchase, whatever they may be, and cancel any contrary clause that may feature in the purchaser's correspondence, documents or contracts. It is understood that any clause featuring in the purchaser's correspondence, documents or contracts which would block application of the terms herein, should it be contrary to the provisions of said documents, is considered null and without effect with regard to our Company.

2. Prices

The prices of products are set by the rate in force on the date that the order is dispatched. These are public prices before tax, ex-works, packaging paid, any insurance and VAT in addition. For Self Climat accessories and MORVAN spare parts, carriage-paid in mainland

France is from 350.00 € net, before tax. For orders of an amount between 56.00 € and 350.00 € net, before tax, a fixed carriage and invoicing sum of 24.00 € net, before tax, is applied.

For orders of an amount less than 55.00 € net, before tax, a fixed carriage and invoicing sum of 26.00 €, before tax, is applied.

For MORVAN products, boilers, cookers and stoves, transport in mainland France is free. Nevertheless, any delivery requiring a commuter liner or truck with power tailgate will be invoiced up to a fixed sum of 180.00 € net, before tax.

3. Payment terms

3.1 – Timeframe

All initial orders must be settled in cash on pro forma invoice with no discount. For an open account and depending on the authorisations granted by our company, invoices are payable according to the laws in force.

3.2 – Discount

In the event of cash payment or early settlement with regard to the payment date stated on the invoice, a 0.5% discount will be applied per month of early settlement.

3.3 – Late payment penalties

For any late full or partial payment, our Company will apply a late penalty for an amount equivalent to the one that would result from the application of a rate equal to three times the legal interest rate, calculated per month after the purchaser has received prior formal notice.

All expenses of any kind associated with the late payment or failure to pay will be borne by the purchaser. Any compensation or deduction made unilaterally by the purchaser will be handled as a failure to pay and bring about the application of the aforementioned penalties.

4. Deliveries

4.1 – Transfer of risks

Goods travel at the risks and perils of the purchaser. Unless agreed otherwise, the transfer of risks takes place from loading on our premises on the means of transport chosen on behalf of the purchaser or from the provision of the goods to the purchaser..

4.2 – Delivery times

Irrespective of the timeframe agreed for delivery, no compensation may be demanded in the event of late delivery. In all cases, delivery within the timeframes or provision of the goods may only take place if the purchaser is up-to-date with its payment commitments as regards our Company. We reserve the right to carry out partial or full deliveries. In the event of partial delivery, each delivery shall be considered a complete commercial operation. A proportional payment to each partial delivery must correspond thereto.

4.3 – Transport

The number and condition of goods must be checked without fail upon delivery in the carrier's presence. In the event of damage, delays or missing goods, the addressee is responsible for notifying the carrier of its honest reservations and protests on the receipt document which it must sign without fail, have countersigned by the carrier or its employee, date and confirm by recorded delivery letter within 2 days, not including public holidays. Without prejudicing the measures to take as regards the carrier, complaints concerning apparent defects or the non-conformity of goods delivered must be made by recorded delivery letter within 48 hours of receiving the goods. Beyond this timeframe, no complaint bearing on such defects may be accepted. The purchaser, likewise, is responsible for making sure the safety rules regarding unloading are followed, particularly for bulky or heavy products, by using suitable equipment.

5. Exchange or return of goods

No return of goods will be accepted if the request has not been made beforehand and if it has not been subject to written agreement on our part. In the event of agreement, the goods must be returned in their original packaging carriage-paid. Said returns give rise to a minimum discount of 15% for reintegration and return to stock, assuming they can be resold as they are. Otherwise, it will be necessary to carry out an examination of the goods to fix the amount of additional discount for repackaging and repairing the product.

6. Reservation of title

Our company reserves ownership of the delivered goods until the sums due have been paid into the accounts of our Company. During the reservation of title as the bailee, the risks having been transferred upon delivery, the purchaser must insure the goods against all risks of damage or liabilities. Authorised to resell the delivered goods under the normal implementation of its trade, the purchaser undertakes to inform our Company immediately of the seizure, for the benefit of a third party, of the delivered goods under the reservation of title.

In the event of failure to pay a fraction of or the full price of any of the sums due, as agreed for the price, and eight days after a formal notice sent by recorded delivery remains without response, in full or in part, the sale may be resolved automatically, if our Company sees fit, without prejudicing all damages claimed from the purchaser. The goods must be made freely available immediately to our Company. Taking back the goods is not equivalent to the resolution of the sales contract. The sums already paid by the purchaser may be kept as damages.

7. Warranty

Without prejudicing the legal warranty of article 1641 of the French Civil Code, our warranty applies against any construction or material defect for a one-year period from delivery and is limited to the simple replacement of defective parts, without it being possible to claim any compensation or damages.

Warranty extensions for some product ranges are duly mentioned in the technical documents supplied with the product.

In general, the warranty is subject to compliance with the installation standards according to the regulations in force and the technical datasheets supplied with the product.

For the MORVAN product range, the Warranty Certificate must be sent by post to our Company on the day the device is commissioned. Failure to do so will result in loss of the warranty.

For all of our products, the warranty only applies for goods supplied by our Company and can under no circumstances be extended to goods and accessories that are not part of our supply.

8. Recommendations

Opinions and advice, technical indications, block diagrams and proposals that we may give or make constitute technical assistance and do not entail any guarantee on our part. We are not responsible for assessing the specifications or descriptions provided. The customer is responsible for checking suitable equipment is chosen for the actual conditions of use.

9. Manufacture

Our Company is entitled to amend the outer appearance and characteristics of its products at any time without notice.

10. attribution of jurisdiction applicable law

By express agreement, exclusive competence is attributed – for all disputes that may arise between the parties during their business dealings – to French Courts, and more particularly to the Meaux Commercial Court, irrespective of the delivery site, payment method accepted and even in the event of the introduction of third parties or several defendants.

Moreover, relations with the purchaser are governed by French law. Should the terms herein be translated into a foreign language, only the text written in French will be authentic.



★ NEW



p.
24

★ NEW



p.
32

★ NEW



p.
33

★ NEW



p.
27