

Economy Battery Bund Secure Alarm



Réf. : 308 230 (SWS1019)

Battery Requirements 9v PP3 (Alkaline Only)

Operating Temps -20c to +50c

Dimensions 155 (L) x 95 (H) x 60 (D) mm

Colour Light Grey RAL 7035

IP Rating IP55

Float Material Nylon Stem, NBR Float, PVC Cable, S/S Clip


S.G 0.70

Cap Mount 1 1/2" BSP F

Cable Length 5m

INSTALLATION

Mount the box securely using 4 Non-Countersink screws –
Do not over-tighten the fixings





Remove the single cross head cover screw (the other 3 are in an internal bag)



Turn the face of the alarm over to reveal the connections & battery holder

Pull off the sounder connector and wire the cable from the sounder into this and plug this connector on last before closing the lid. **Ensure that the RED wire connects to the + terminal.**

Pull off the float connector. Wire the probe cable to the float connector (its not polarity sensitive) and replace into the board



Insert the battery into the holder making sure the correct polarity of the connections, then push down at the base of the battery to secure in place.

The alarm will beep 3 times when the battery is connected.



OPERATION

The alarm is constantly checking the probe state, but to give a visual conformation to the user, a test function is provided.

Press and hold the **TEST** button. The red LED will **FLASH** 3 times and the sounder will **BEEP** 3 times—this indicates that the LED and sounder are functioning.

If the alarm activates then the LED will long **FLASH** and the sounder will long **BEEP** once every 2 seconds. This will continue until either:

1. The **MUTE** button is pressed for 3 secs
2. Or the float exits from the alarm condition

If the **MUTE** button is pressed then the red LED will continue to flash once every 3 seconds, but the sounder will be silenced.

The alarm will sound for in excess of 72 hours in full alarm mode, and with a new battery it will operate for more than 2 years in standby operation.

BATTERY LOW INDICATION

If the battery becomes discharged, the red LED will **FLASH** slowly and the sounder will **BEEP** similar to a smoke alarm. Please change the battery as soon as possible.