

Technical datasheet

Data Sheet: SECENV-LDR NT_EN

Product code: 308 279 / 308 277 / 308 273

Date: 03/09/2025

Page: 1/1

Replaces: version 29/07/2025

Designation

A completely safe mechanical safety and environmental protection device preventing any risk of overflow when filling a static tank.

Application

Designed for aviation fuels, biofuels, additives, other petroleum products, miscellaneous chemical products.



Operation

- ✓ Delivered ready-to-fit: fits on the filler tube inside the tank.
- ✓ Assembly on 2", 3" or 4" male BSPP threaded socket
- ✓ A dip tube must be fitted under the OPD to prevent turbulence or foam forming (risk of accidental or premature closure).
- ✓ A single automatic closure level L1
- ✓ Complete and automatic closure at level L1 with the possibility of draining the filler hose and pipe (min. draining volume: 150 L).
- ✓ Level L1 is provided as a guide.

Product benefits

- ✓ High reliability and long service life
- ✓ High material resistance, an all-metal product (no seal, no maintenance, no gasket)
- ✓ Provides a complete and automatic closure
- ✓ Suitable for gravity or pressure filling operation
- ✓ Operational test on every unit
- ✓ A cable tester is available as an option

Characteristics & standards

- ✓ Suitable be used in group IIB potentially explosive atmospheres
- ✓ ATEX marking:  IIB G
Ex h IIB T6 Ga
- ✓ Marking  2503/CML 23UKE6330
- ✓ ATEX: INERIS 07ATEX0037 EU-type examination certificate
- ✓ ATEX: Production Quality Assurance INERIS 07ATEXQ404
- ✓ Meets the requirements of Directive 2014/34/UE
- ✓ Complies with the following standards:
 - NF EN 13616-1: 2016
 - KIWA BRL-K636/03 (Netherlands) *
 - ANSI/CAN/UL/ULC 2583:2021 (United States/Canada) *

(*) Note! The article reference differs depending on the product's use. Please consult us.

Composition

Delivered with assembly instructions and aluminium identification plate.

Compatibility

Before installing check compatibility between the OPD and the nature of the liquid stored inside the tank. NT overfill prevention devices are compatible with group 8b products as per Appendix C of standard EN 14879-4: 2007. Due to the compatibility of group 8b and as per table C.1 of standard EN 14879-4:2007, NT overfill prevention devices for hydrocarbons are also compatible with groups 3a and 3b of Appendix C of standard EN14879.

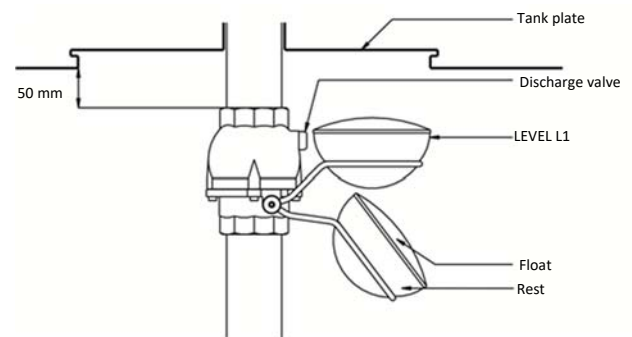
Warranty

12 months provided that the assembly and operating instructions are followed.

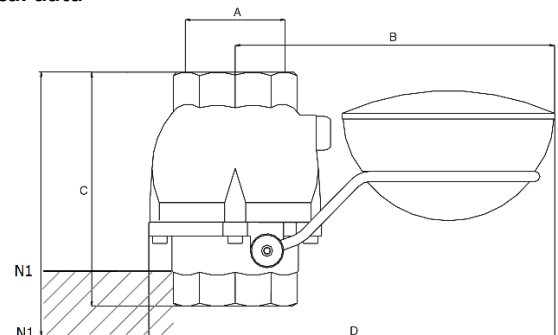


NF EN 13616-1

Operating diagram



Technical data



Product code	308279	308277	308273
Dimension	Type DN 50 NT	Type DN 80 NT	Type DN 100 NT
A (mm)	Ø 50/60	Ø 80/90	Ø 102/114
B (mm)	245	322	305
C (mm)	159	207	193
D (mm)	295	400	380
L1 Range - gravity (mm)	130-140	115-180	...
L1 Range - pump (mm)	130-170	115-200	...
Construction	Type DN 50 NT	Type DN 80 NT	Type DN 100 NT
Body	Anodised aluminium	Anodised aluminium	Anodised aluminium
Float	Stainless steel 316 L	Stainless steel 316 L	Stainless steel 316 L
Fasteners and other parts	Stainless steel	Stainless steel	Stainless steel
Operation	Type DN 50 NT	Type DN 80 NT	Type DN 100 NT
Connection	G2" BSPP F/F	G3" BSPP F/F	G4" BSPP F/F
Min. pressure	0.15 bar	0.15 bar	0.15 bar
Max. pressure	6 bar	8 bar	8 bar
Min. flow rate	1.4 m³/h	3.6 m³/h	5.6 m³/h
Max. flow rate NF EN 13616-1	21 m³/h	54 m³/h	84 m³/h
Max. flow rate tested internally	40 m³/h	60 m³/h	84 m³/h
Max. liquid viscosity	55 cSt	55 cSt	55 cSt
Temperature	-25°C to +60°C	-25°C to +60°C	-25°C to +60°C
Discharging type	Pump or gravity	Pump or gravity	Pump or gravity
Weight	2.50 kg	5.00 kg	5.20 kg